



REXTON

REXTON



THE SERIOUS SUV

INTRODUCTION



EXPLORE ELEGANCE

Rexton is a large SUV that has been designed to deliver more in every respect. More presence. More prestige. More strength. More safety. More style. More space. More value. Styled inside and out with graceful detailing that complements its rugged off-road capability, it looks and feels an intriguing blend of capable workhorse that can carry, pull and wallow through mud whilst cossetting its passengers beyond expectation.

INTRODUCTION





K30

There's entry level. And there's entry level Rexton. K30 comes bristling with spec, engineered as standard. There are LED lights all round, a sumptuous interior plus a high tech 12.3" infotainment unit. It's Rexton. But practical, economical, affordable Rexton.



Atlantic Blue



Drivetrain

- 2.2L diesel engine
- Power: 202-PS
- Torque: 441-Nm
- 8-speed automatic transmission
- Selectable 4x4 with low ratio

Exterior

- 18" diamond cut alloys
- Full LED headlamps
- Side steps
- Smart powered tailgate
- Privacy glass: rear door, quarter & tailgate
- Smart-key system with window control & auto closing function

Interior & Connectivity

- 7 seats
- 12.3" full digital instrument cluster
- Luxury faux leather seats
- Electric adjustable driver & front passenger seats
- Heated front & rear seats
- Ventilated front seats
- Automatic dual-zone air-conditioning
- Heated steering wheel
- 12.3" smart audio screen with rear-view camera, Bluetooth connectivity, TomTom navigation
- Apple Car Play & Google Android Auto

Safety

- 9-airbags
- **Smart safety features:** Autonomous Emergency Braking, Safety Distance Alert, Lane Departure Warning, Front Vehicle Start Alert, Speed Limit Warning, Smart High Beam, Trailer sway control

K40

Step up from Rexton K30 to the K40 - This luxurious specification builds on the K30 by offering exceptional Nappa leather upholstery, LED cabin mood lighting and a full suite of safety features.



Elemental Grey



Drivetrain

- 2.2L diesel engine
- Power: 202-PS
- Torque: 441-Nm
- 8-speed automatic transmission
- Selectable 4x4 with low ratio

Exterior

- 18” diamond cut alloys
- Full LED headlamps
- Side steps
- Smart powered tailgate
- Privacy glass: rear door, quarter & tailgate
- Smart-key system with window control & auto closing function
- LED cabin mood lighting
- Touch sensing front door handles

Interior & Connectivity

- 7 seats
- 12.3” full digital instrument cluster
- Premium nappa leather seats
- Electric adjustable driver & front passenger seats
- Heated front & rear seats
- Ventilated front seats
- Automatic dual-zone air-conditioning
- Heated steering wheel
- 12.3” smart audio screen with rear-view camera, Bluetooth connectivity, TomTom navigation
- 3D around view camera monitoring system
- Apple Car Play & Google Android Auto
- Stainless steel and illuminated door sill finishers

Safety


- 9-airbags
- **Smart safety features:** Autonomous Emergency Braking, Safety Distance Alert, Lane Departure Warning, Front Vehicle Start Alert, Speed Limit Warning, Smart High Beam, Trailer sway control
- **Additional smart safety features:** Blind Spot Detection Warning, Rear Cross Traffic Warning

K50

The K50 exudes luxury at the highest level. Featuring all of K40 assets, the K50 adds striking 20” alloys, a sunroof and air conditioning all the way through to the 3rd row of seats. Perhaps the most lavish offering of all, is its upgraded Nappa leather and suede seat upholstery combination for ultimate opulence.



Ice White*



*Only available for K50 spec

Drivetrain

- 2.2L diesel engine
- Power: 202-PS
- Torque: 441-Nm
- 8-speed automatic transmission
- Selectable 4x4 with low ratio

Exterior

- 20” bright finished alloys
- Full LED headlamps
- Side steps
- Smart powered tailgate
- Privacy glass: rear door, quarter & tailgate
- Smart-key system with window control & auto closing function
- LED cabin mood lighting
- Touch sensing front door handles
- Metallic/Pearl paint as standard
- Rear passenger door sunblinds
- Power sunroof

Interior & Connectivity


- 7 seats
- 12.3” full digital instrument cluster
- Driver seat memory function
- Quilted premium nappa leather and suede seat upholstery
- Electric adjustable driver & front passenger seats
- Heated front & rear seats
- Ventilated front seats
- Automatic dual-zone air-conditioning
- Heated steering wheel
- 12.3” smart audio screen with rear-view camera, Bluetooth connectivity, TomTom navigation
- 3D around view camera monitoring system
- Apple Car Play & Google Android Auto
- 9-airbags
- Third row air conditioning
- Stainless steel and illuminated door sill finishers

Safety

- 9-airbags
- **Smart safety features:** Autonomous Emergency Braking, Safety Distance Alert, Lane Departure Warning, Front Vehicle Start Alert, Speed Limit Warning, Smart High Beam, Trailer sway control
- **Additional smart safety features:** Blind Spot Detection Warning, Rear Cross Traffic Warning

COLOUR AND TRIM

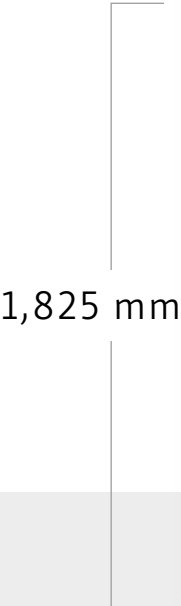
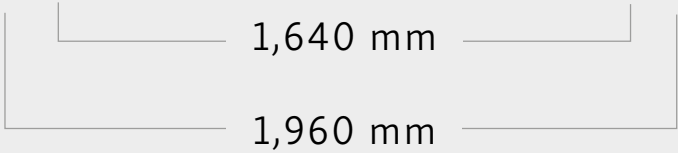
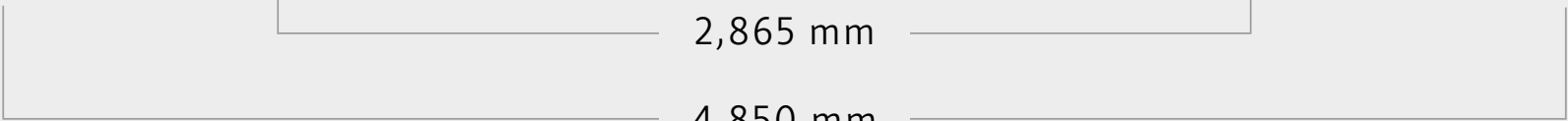
Rexton comes in a range of elegant colours, from Atlantic Blue to Grand White, Silent Silver, Elemental Grey and Space Black all available with a sophisticated Ash Black interior – the choice is yours.



*Only available for K50 spec

DIMENSIONS

Every angle and detail designed with the best driving experience in mind. Whether parked curbside, on the driveway or in the garage, our size guide will help you plan for work, rest and play.





DRIVETRAIN

TORQUE OF THE TOWN, AND COUNTRY

2.2L e-XDi220 diesel engine

420Nm at 1600-2600rpm provides tons of low-end torque for effortless cruising whatever the conditions, whatever the load. Highly efficient, this quiet power unit offers progressive acceleration from a standing start.

Max Power

202PS


3,800rpm

Max Torque

441Nm

1,600-2,600rpm

Rexton has almost endless pulling power. Whether you're towing a classic horsebox or a double axle caravan, Rexton has got what it takes.



DRIVETRAIN



8-speed automatic transmission with shift-by-wire

The new 8-speed, electronically controlled shift-by-wire automatic transmission delivers an efficient response, shifting between ratios smoothly and quietly.



Drive mode selector

The automatic transmission features selectable drive modes (NORMAL / SPORT / WINTER) for safe driving and a customisable driving experience.



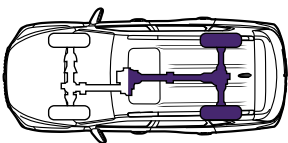
SERIOUS 4x4 CAPABILITY

DRIVETRAIN

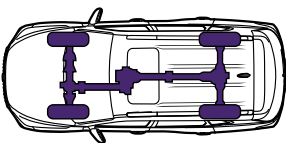
PART-TIME 4WD

Whether the challenge is snow or ice, extreme off-road terrain or towing a 3.5 tonne trailer, Rexton has the muscle and intelligence to handle it all.

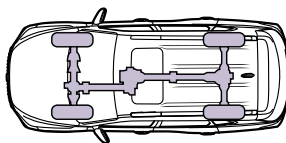
Part-time four-wheel drive allows the driver to choose when to activate the system, depending upon changing conditions on or off the road. There is the choice of high range 4x4 for slippery conditions or low range for when the going gets really tough.



2WD high range



4WD high range



4WD low range



Hill start assist



Hill descent control



EXTERIOR DESIGN

AUTHENTIC, ELEGANT GOOD LOOKS

Rexton says bold. Rexton shouts confident. Complemented by clever flourishes of design-led sophistication. It looks good. It drives better



Crystal clear LED headlamps

Smart, sharp, intelligent LED headlamps combined with white LED positioning lights which change to orange for use as indicators.



Sleek, aerodynamic door mirrors

Moulded, electronic door mirrors with integrated turn indicators and puddle lights give perfect rear vision.



All-new radiator grille

Big, imposing, proud and distinctive. The radiator grille is unmistakable in a rear-view mirror.

Alloy wheels

K30 & K40 come with beautiful 18" diamond cut alloys. K50 goes up a level with 20" bright finish alloy wheels.



EXTERIOR DESIGN

FEATURES

Unashamedly muscular, yet sporty, latent and ready-to go. A hint of twin tailpipes lend an adventurous, impudent finishing touch.



Full LED combination lamp



Rear bumper and skid plate



Sunroof

UNDOUBTEDLY DYNAMIC

LITTLE TOUCHES, BIG CAR



Smart key

Once the key fob is detected the driver's door can be opened with a button and the car started by push button allowing the fob to stay in your pocket or bag.



Park assist system

Rexton features front and rear parking sensors to add audible assistance to parking in tight spaces.



Clean-sill door

The sill covers the bottom of the door, so your clothes are protected when getting in or out of the vehicle.



Touch sensing door handles

Keep your key in your pocket. Doors can be opened with just a touch or a gentle grip.



UNASHAMEDLY XXXL

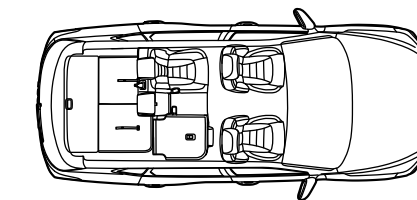
INTERIOR & CONNECTIVITY



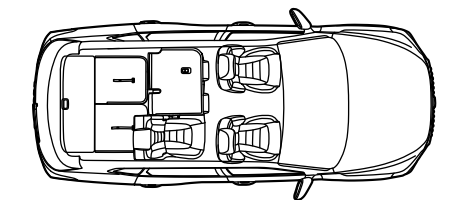
Rexton is roomy. Rexton is big. The rear cargo space is simply cavernous.

With the rear seats down there are almost 2000 litres of usable space. And with a smart power tailgate it all opens up before you as you approach with an intelligent key fob.

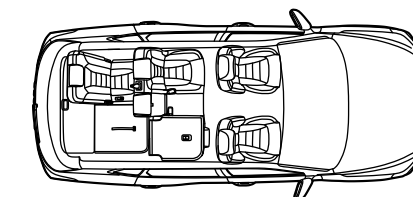
Seating configurations for 7-seater



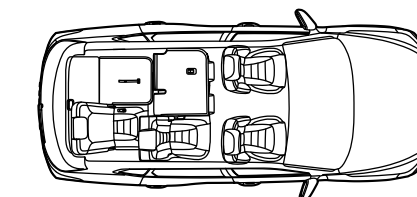
3rd row flat, 2nd row 40% flat (1,201L)



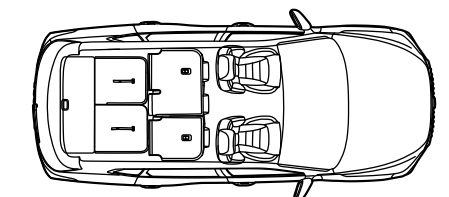
3rd row flat, 2nd row 60% flat (1,477L)



3rd row folded 50%, 2nd row folded flat 40% (777L)



3rd row folded 50%, 2nd row folded flat 60% (1,029L)



3rd row flat, 2nd row 100% flat (1,806L)

INTERIOR & CONNECTIVITY

INTERIOR DESIGNED

In Korea, attention to detail counts for everything. The Rexton is packed with tiny added extras which bring a smile to your face and just a little joy.



Easy entry passenger walk-in feature adjusts passenger seat down and forward



Third row air conditioning



Dual-zone air conditioning



Rear 12v power outlet & 2 x USB chargers



Double cup holder with sliding cover and 2 x USB chargers



Illuminated stainless steel door sill protector



A NEW LEVEL OF COMFORT

Rexton takes comfort to new levels. High quality elegantly quilted Nappa leather adorns easily accessible seating.



THOUGHTFUL TOUCHES ABOUND

DRIVER INTEL



12.3" Digital Cluster



Analogue



In-cluster navigation

When the user experience goes beyond just driving, data becomes crucial. You need facts fast. Rexton provides information with clarity and intelligence. The way you view it is up to you.



DISTINCTIVE AND INSTINCTIVE

INTERIOR & CONNECTIVITY



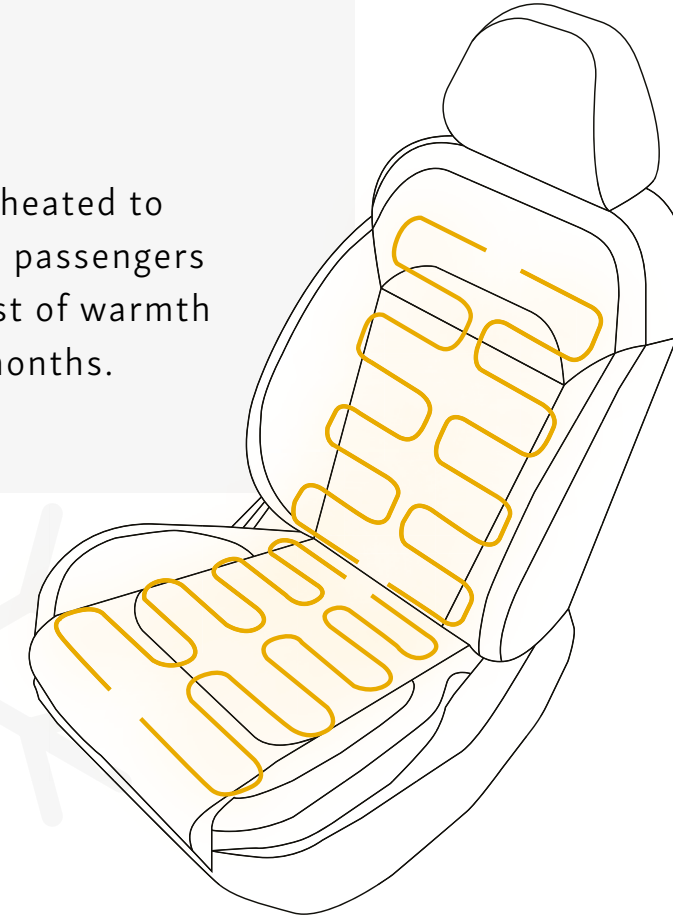
Heated Steering Wheel

IN COMFORT, IN HARMONY

Koreans talk of 'Noon-Chi'. It's a phrase which means being in touch with the feelings of others and in harmony with your environment. Rexton has the 'Noon-Chi' you need for a comfortable, harmonious drive.

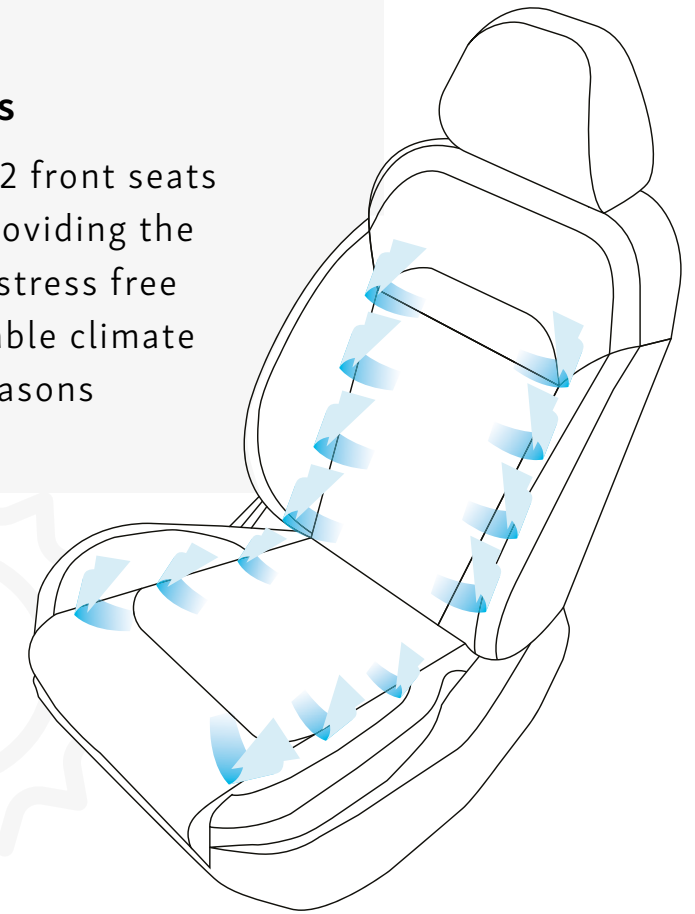
Heated Seats

All 5 seats are heated to give driver and passengers that extra boost of warmth in the colder months.

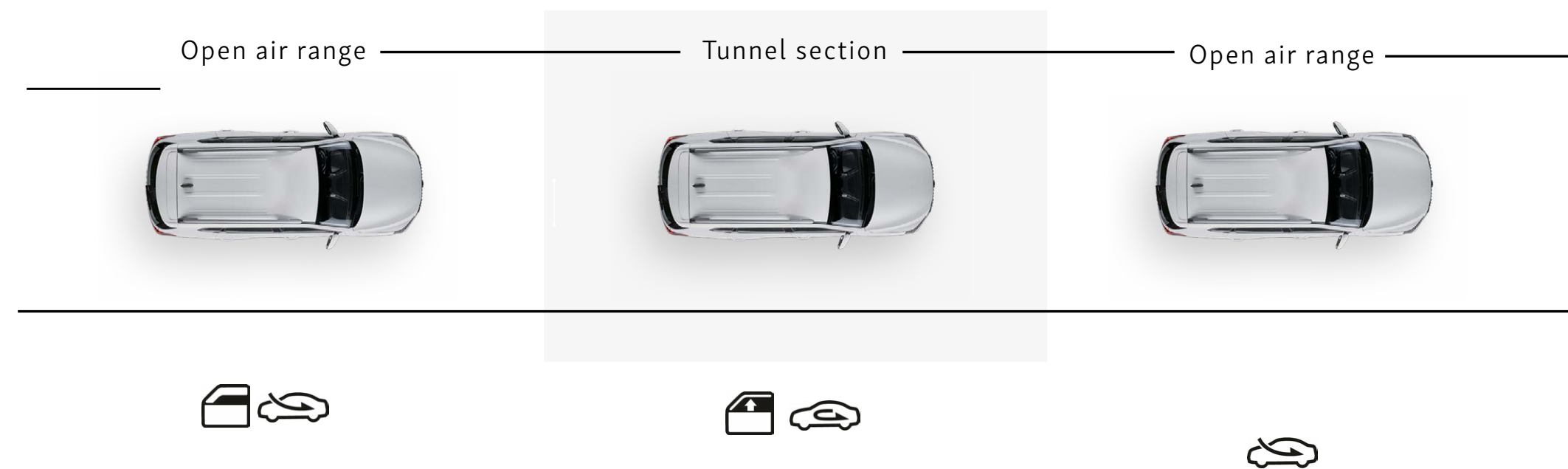


Cooled Seats

The Rextons 2 front seats are cooled providing the cabin with a stress free and comfortable climate in warmer seasons



A system that helps maintain clean cabin air by automatically switching to the internal air circulation mode when a vehicle enters a tunnel using navigation information.



Automatic internal circulation mode (Tunnel mode)



SAFETY

PROTECTING YOU AND YOURS

Safety is paramount. A shock absorbing crash zone protects passengers, the Ultra-rigid Quad frame delivers unsurpassed safety, and the exterior is designed to minimise injuries to pedestrians.




Advanced high-strength steel construction

The new Rexton is built on extremely strong foundations. Its body-on-frame construction is built using 1.5Gpa ultra-strength steel. In fact, 81.7% of the steel in the car's body uses high-strength, high-density, high-tensile steel.

Trailer sway control

Driving stability is improved by automatic detection and stabilisation when the trailer begins to yaw or sway.



9-airbags

For maximum passenger protection on impact, the car is equipped with 9-airbags. The most in its class.

SMART SAFETY

Autonomous Emergency Braking

When a frontal collision is anticipated, this function automatically applies the brakes to prevent a collision.



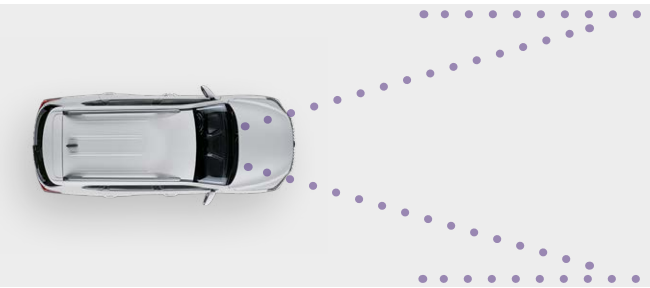
Safety Distance Alert

Detects the distance to the vehicle ahead and warns the driver when a safe distance is not properly maintained.



Lane Departure Warning

Notifies the driver when the forward camera detects an unintended lane departure by the vehicle.



Front Vehicle Start Alert

The system warns the driver when the front vehicle begins to move forward from a still position.



Smart High Beam

Automatically lowers the high beams when an approaching vehicle is detected, making night-driving easier.



Lane Change-Collision and Blind Spot-Detection

Detects vehicles rapidly approaching from behind and flashes a warning light on the outside mirror, to alert the driver.



Rear Cross Traffic Warning

By using rear-corner radars, the system helps to prevent backing into cross traffic by alerting when vehicles are detected.



Speed Limit Warning

Detects an upcoming traffic sign, applies character recognition software to read it, and relays the icon to the infotainment display.



STANDARD EQUIPMENT

Exterior	K30	K40	K50
LED headlights including LED daytime running lights and LED indicators	✓	✓	✓
LED front fog lights	✓	✓	✓
LED rear lights including LED stop lights	✓	✓	✓
Rear spoiler with high-mounted LED stop light	✓	✓	✓
LED rear number plate light	✓	✓	✓
LED combination rear fog lights and reversing lights	✓	✓	✓
Automatic headlamps	✓	✓	✓
Auto dipping headlights	✓	✓	✓
Exterior front door puddle lamps	✓	✓	✓
Front and rear parking sensors	✓	✓	✓
Black & silver roof rails	✓	✓	✓
Chrome trimmed statement grille	✓	✓	✓
Side steps	✓	✓	✓
Body coloured exterior door handles	✓	✓	✓
Shark fin antenna	✓	✓	✓
Stainless steel kick plates on front & rear doors	✓	✓	✓
Convenience			
12.3" full digital instrument cluster	✓	✓	✓
Folding keys with remote keyless entry system	✓	✓	✓
Keyless push button start	✓	✓	✓
Smart-key system with window control & auto closing function	✓	✓	✓
Glovebox with illumination & key lock	✓	✓	✓
Electric windows (front & rear)	✓	✓	✓

Convenience (Continued)	K30	K40	K50
Overhead console with touch-controlled LED cabin lamps	✓	✓	✓
Driver easy access mode for passenger seat	✓	✓	✓
Hydraulic & speed-sensitive power steering	✓	✓	✓
Rain sensing wipers	✓	✓	✓
Electrically operated & heated door mirrors	✓	✓	✓
Automatic power folding door mirrors	✓	✓	✓
Electro-chromatic rear-view mirror	✓	✓	✓
Electronic cruise control	✓	✓	✓
Programmable auto-dipping door mirrors			✓
60:40 split & double folding 2nd-row seats with folding centre armrest	✓	✓	✓
50:50 split-folding 3rd-row seats	✓	✓	✓
Remote central locking	✓	✓	✓
Automatic door locking system	✓	✓	✓
Solar and noise-control windscreen	✓	✓	✓
Variable rear boot shelf	✓	✓	✓
Illuminated sun visor with sliding extension	✓	✓	✓
Contour floor mats	✓	✓	✓
Touch sensing front door handles		✓	✓
Electronic parking brake with auto hold	✓	✓	✓
Rear passenger door sunblinds			✓
Front door courtesy lamp	✓	✓	✓
Smart powered tailgate	✓	✓	✓
Power sunroof			✓
Rear parking camera	✓	✓	✓
3D around view camera monitoring system		✓	✓

STANDARD EQUIPMENT

Climate and heating	K30	K40	K50
Automatic dual-zone air conditioning	✓	✓	✓
Automatic de-misting system	✓	✓	✓
Air vents for rear seat passengers	✓	✓	✓
Cabin air quality control system	✓	✓	✓
Automatic internal air recirculation mode (Tunnel mode)	✓	✓	✓
Third row air conditioning			✓
In car entertainment			
12.3" navigation & smart audio system	✓	✓	✓
TomTom® navigation	✓	✓	✓
Steering wheel mounted audio controls	✓	✓	✓
Apple CarPlay and Google Android Auto	✓	✓	✓
Bluetooth telephone connectivity	✓	✓	✓
DAB radio	✓	✓	✓
Six speakers	✓	✓	✓
Front USB & AUX ports	✓	✓	✓
Rear cabin talk and sleep mode		✓	✓
12V & double USB sockets in rear of centre console	✓	✓	✓

Comfort	K30	K40	K50
Luxury TPU leather seat	✓		
Premium nappa leather seats		✓	
Premium nappa leather seats with suede inserts			✓
Suede accents to front door trims and dash			✓
8-way power-adjustable driver's seat	✓	✓	✓
6-way power-adjustable front passenger seat	✓	✓	✓
Drivers seat 4-way power lumbar	✓	✓	✓
Driver seat memory function			✓
Heated & ventilated front seats	✓	✓	✓
Heated rear seats	✓	✓	✓
Height & reach adjustable steering wheel	✓	✓	✓
Leather covered D-cut steering wheel	✓	✓	✓
Heated steering wheel	✓	✓	✓
Front seatbelt height adjustment	✓	✓	✓
Privacy glass: rear doors, quarter windows & tailgate	✓	✓	✓
LED cabin mood illumination & illuminated front-door sill finishers		✓	✓
Height adjustable front headrests	✓	✓	✓
Front centre console with armrest	✓	✓	✓
Tinted glass	✓	✓	✓

STANDARD EQUIPMENT

Safety and security	K30	K40	K50
High-strength-steel construction	✓	✓	✓
Ultra-rigid Quad Frame for greater strength	✓	✓	✓
Electronic Stability Programme (ESP)	✓	✓	✓
Active Rollover Protection (ARP)	✓	✓	✓
ABS with Electronic Brakeforce Distribution (EBD)	✓	✓	✓
Brake Assist System (BAS)	✓	✓	✓
Autonomous Emergency Braking (AEB)	✓	✓	✓
Lane Departure Warning (LDW)	✓	✓	✓
Traffic Sign Recognition (TSR)	✓	✓	✓
Driver Attention Alert (DAA)	✓	✓	✓
Front Vehicle Start Alert (FSVA)	✓	✓	✓
Emergency Stop Signal (ESS)	✓	✓	✓
Hill Start Assist (HSA)	✓	✓	✓
Hill Descent Control (HDC)	✓	✓	✓
Safety Distance Alert (SDA)	✓	✓	✓
Rear Cross Traffic Warning (RCTW)		✓	✓
Traction control system (TCS)	✓	✓	✓
Tyre pressure monitoring system (TPMS)	✓	✓	✓
Tyre pressure monitoring system (TPMS)	✓	✓	✓
Forward Collision Warning (FCW)	✓	✓	✓
Lane Keeping Assist (LKA)	✓	✓	✓
Trailer sway control (TSC)	✓	✓	✓
Smart high beam (SBA)	✓	✓	✓

Safety and security (continued)	K30	K40	K50
Airbag on/off switch (front passenger)	✓	✓	✓
Dual airbags for driver & front passenger	✓	✓	✓
Driver’s & passenger’s side airbags	✓	✓	✓
Curtain airbags for front & rear seat passengers	✓	✓	✓
Rear seat side airbags	✓	✓	✓
Driver’s knee airbag	✓	✓	✓
Door impact beams for added protection from side collisions	✓	✓	✓
Anti-theft alarm with immobiliser	✓	✓	✓
Blind spot detection		✓	✓
Childproof safety locks	✓	✓	✓
Front seatbelt pre-tensioners	✓	✓	✓
2nd-row seatbelt with pre-tensioners & 3-point centre seatbelt	✓	✓	✓
ISOFIX child seat anchorage to rear outer seats	✓	✓	✓
Front and rear seatbelt reminder	✓	✓	✓
Automatic speed sensing door locks	✓	✓	✓
Speed limit warning	✓	✓	✓
Steering column lock	✓	✓	✓
Visual VIN plate	✓	✓	✓
Wheels and tyres			
18” alloy wheels (diamond cut) with 225/60 tyres	✓	✓	
20” alloy wheels (bright finish) with 255/60 tyres			✓
Tyre repair kit	✓	✓	✓

TECHNICAL DATA

Engine and drivetrain	K30	K40	K50
Drivetrain	Selectable 4x4 with low ratio		
Engine capacity (cc)	2157		
Fuel	Diesel		
Engine configuration	4 cylinders		
Bore x stroke (mm)	86.2 x 92.4		
Compression ratio	15.5:1		
Transmission Detail	8 speed automatic		
Exhaust system	Catalyst		
Performance			
Maximum power (kW/rpm)	148.6/3800		
Maximum power (PS/rpm)	202/3800		
Maximum torque (Nm/rpm)	441/1600-2600		
Maximum torque (kg.m/rpm)	45/1600-2600		
Top speed (mph)	114		
0-62 mph acceleration (secs)	10.67		
Fuel consumption			
Fuel consumption: low mpg	24.1	24.1	23.9
Fuel consumption: medium mpg	33.1	33.1	32.8
Fuel consumption: high mpg	38.9	38.9	38.6
Fuel consumption: extra high mpg	32.8	32.8	32.7
Fuel consumption: combined mpg	32.9	32.9	32.6
Emissions			
Emission standard	Euro VI	Euro VI	Euro VI
CO2 emissions (g/km)	225	225	227

Vehicle dimensions	K30	K40	K50
Length (mm)		4850	
Wheelbase (mm)		2865	
Width including mirrors (mm)		1960	
Track: front/rear (mm)		1640	
Height including roof rails (mm)		1825	
Overhang: front/rear (mm)		895/1090	
Weight and capacities			
Gross vehicle weight (kg)		2950	
Kerb weight (kg)		2180	
Luggage space (litres) rear seat fully up		240	
Luggage space (litres) rear seat fully down		1806	
Max unbraked trailer load (kg)		750	
Max braked trailer load* (kg)		3500	
Towbar max load (kg)		145	
Fuel tank capacity (litres)		70	
Max. Roof Load (kg)		75	
No. of Seats		7	
Turning Circle - Kerb to Kerb (metres)		11	
General			
Man Corrosion Perforation Guarantee - Years		6	
Manufacturers Paintwork Guarantee - Years		3	
Service Interval Frequency - Months		12	
Service Interval Mileage		12,500	
Standard manufacturers warranty - Mileage		100,000 miles	
Standard manufacturers warranty - Years		5-years	
Insurance group	37U	38U	39U



REXTON COMMERCIAL


INTRODUCTION




CLASS MEETS CAPACITY

The KGM Rexton Commercial is everything you love about our award-winning SUV – just with a more work-ready attitude. Designed for those who demand more from their vehicle, it delivers the comfort and technology of a premium 4x4 with the practical backbone of a van. Whether you're moving gear or making impressions, the Rexton Commercial is built to carry both.

SERIOUS SPACE



INTERIOR & SPACE



Behind the two front seats lies 2,200 litres of flat, usable load space – perfect for tools, kit, or anything your workday demands.

The commercial variant replaces the rear passenger area with a secure, hardwearing cargo zone, accessed via rear tailgate or handy side doors. Payload in excess of 700kg, and there's a solid partition behind the front seats for added safety and noise reduction. It's a professional load-lugger that still carries itself with premium poise.



2,200 litre loadspace

The vehicle offers a secure load area with over 2,200-litres of space and can easily accommodate standard Euro pallets thanks to its wide-opening tailgate and generous proportions. The load area is carpeted, with an optional rubber mat available as an accessory.



Full-height fixed bulkhead

The vehicle conversion has a full-height fixed mesh bulkhead (TUV Approved to ISO 27956:2009) as standard and opaque reinforced rear windows, for added security.



EQUIPMENT & DATA

COMMERCIAL STANDARD EQUIPMENT

Exterior	K30 Commercial	K40 Commercial	K50 Commercial
Black & silver roof rails	✓	✓	✓
LED headlights including LED daytime running lights and LED indicators	✓	✓	✓
LED front fog lights	✓	✓	✓
LED rear lights including LED stop lights	✓	✓	✓
Rear spoiler with high-mounted LED stop light	✓	✓	✓
LED rear number plate light	✓	✓	✓
LED combination rear fog lights and reversing lights	✓	✓	✓
Front and rear parking sensors	✓	✓	✓
Chrome trimmed statement grille	✓	✓	✓
High-gloss skid plate under front & rear bumpers	✓	✓	✓
Side steps	✓	✓	
Side steps - Black			✓
Aero-blade wipers	✓	✓	✓
Body coloured exterior door handles with hidden key button	✓	✓	✓
Rear bumper with dual pipe detail	✓	✓	✓
Shark fin antenna	✓	✓	✓
Convenience			
Full-height fixed mesh bulkhead (TUV Approved to ISO 27956:2009)	✓	✓	✓
12.3" full digital instrument cluster	✓	✓	✓
Remote keyless entry system	✓		
Smart-key system with window control & auto closing function		✓	✓
Electric front windows	✓	✓	✓
Keyless push button start	✓	✓	✓

Convenience (Continued)	K30 Commercial	K40 Commercial	K50 Commercial
Automatic transmission - drive mode	✓	✓	✓
Overhead console with touch controlled LED cabin lamps	✓	✓	✓
Automatic headlamps	✓	✓	✓
Auto dipping headlights	✓	✓	✓
Rain sensing wipers	✓	✓	✓
Height & reach adjustable steering wheel	✓	✓	✓
Hydraulic & speed-sensitive power steering	✓	✓	✓
Driver easy access mode for passenger seat	✓	✓	✓
Electronic cruise control	✓	✓	✓
Electric, folding, heated door mirrors	✓	✓	✓
Programable auto dipping door mirrors			✓
Driver/Passenger Contour Floor mats	✓	✓	✓
Illuminated sun visor with sliding extension	✓	✓	✓
Glovebox with illumination & key lock	✓	✓	✓
B-pillar grab handle	✓	✓	✓
Touch sensing front door handles		✓	✓
Stainless steel front & rear door trim	✓	✓	✓
Front door courtesy lamp	✓	✓	✓
Smart powered tailgate	✓	✓	✓
Power sunroof			✓
Electronic parking brake with auto hold	✓	✓	✓
Electro-chromatic rear-view mirror	✓	✓	✓
Rear-view camera	✓	✓	✓
3D around view camera monitoring system		✓	✓
Carpeted load area	✓	✓	✓

COMMERCIAL STANDARD EQUIPMENT

Climate and heating	K30 Commercial	K40 Commercial	K50 Commercial
Automatic dual-zone air conditioning	✓	✓	✓
Automatic internal air recirculation mode (Tunnel mode)	✓	✓	✓
Automatic de-misting system	✓	✓	✓
Cabin air quality control system	✓	✓	✓
In car entertainment			
12.3" HD screen	✓	✓	✓
TomTom Navigation	✓	✓	✓
Apple Car Play & Google Android Auto	✓	✓	✓
Bluetooth telephone connectivity with streamed audio	✓	✓	✓
DAB radio	✓	✓	✓
Six speakers	✓	✓	✓
Steering wheel mounted audio controls	✓	✓	✓
USB and AUX sockets	✓	✓	✓

Comfort	K30 Commercial	K40 Commercial	K50 Commercial
Luxury faux leather seat upholstery	✓		
Premium nappa leather seat upholstery		✓	
Premium nappa leather seats with suede inserts			✓
8-way power-adjustable driver’s seat with power lumbar	✓	✓	✓
6-way power-adjustable front passenger seat	✓	✓	✓
Driver seat memory function			✓
Heated and ventilated front seats	✓	✓	✓
Heated steering wheel	✓	✓	✓
Leather covered steering wheel with bright accents	✓	✓	✓
Tinted front door windows	✓	✓	✓
Tailgate privacy glass	✓	✓	✓
Front centre console with armrest	✓	✓	✓
Suede accents to front door trims and dash			✓
LED cabin mood illumination & illuminated front-door sill finishers		✓	✓

COMMERCIAL STANDARD EQUIPMENT

Safety and security	K30 Commercial	K40 Commercial	K50 Commercial
High-strength-steel construction	✓	✓	✓
Ultra-rigid Quad Frame for greater strength	✓	✓	✓
Door impact beams for added protection from side collisions	✓	✓	✓
Opaque and reinforced rear door and quarter glass	✓	✓	✓
4-channel anti-lock braking system	✓	✓	✓
Electronic stability programme with traction control system	✓	✓	✓
Hill descent control	✓	✓	✓
Hill start assist	✓	✓	✓
Active roll-over protection	✓	✓	✓
Emergency stop signal	✓	✓	✓
Autonomous emergency braking	✓	✓	✓
Safety distance warning	✓	✓	✓
Lane departure warning	✓	✓	✓
Front vehicle start warning	✓	✓	✓
Lane change collision warning		✓	✓
Blind spot detection warning		✓	✓
Rear cross traffic warning		✓	✓
Trailer sway control	✓	✓	✓
Smart high beam	✓	✓	✓
Driver attention warning	✓	✓	✓
Speed limit warning	✓	✓	✓
Dual airbags for driver & front passenger	✓	✓	✓
Side airbags for front passengers	✓	✓	✓

Safety and security (continued)	K30 Commercial	K40 Commercial	K50 Commercial
Curtain airbags	✓	✓	✓
Driver’s knee airbag	✓	✓	✓
Airbag on/off switch (front passenger)	✓	✓	✓
Front seatbelt pre-tensioners	✓	✓	✓
Seatbelt reminder (driver & front passenger)	✓	✓	✓
Seatbelt height adjustment	✓	✓	✓
Tyre parking direction indicator	✓	✓	✓
Anti-theft alarm with immobiliser	✓	✓	✓
Tyre pressure monitoring system	✓	✓	✓
Visual VIN plate	✓	✓	✓
Steering column lock	✓	✓	✓
Wheels and tyres			
18” alloy wheels (diamond cut) with 225/60 tyres	✓	✓	
20” alloy wheels (bright finish) with 255/60 tyres			✓
Tyre repair kit	✓	✓	✓

COMMERCIAL TECHNICAL DATA

Engine and drivetrain	K30 Commercial	K40 Commercial	K50 Commercial
Drivetrain	Selectable 4x4 with low ratio		
Engine capacity (cc)	2157		
Fuel	Diesel		
Engine configuration	4 cylinders		
Bore x stroke (mm)	86.2 x 92.4		
Compression ratio	15.5:1		
Transmission Detail	8 speed automatic		
Exhaust system	Catalyst		
Performance			
Maximum power (kW/rpm)	148.6/3800		
Maximum power (PS/rpm)	202/3800		
Maximum torque (Nm/rpm)	441/1600-2600		
Maximum torque (kg.m/rpm)	45/1600-2600		
Top speed (mph)	114		
0-62 mph acceleration (secs)	10.67		
Fuel consumption			
Fuel consumption: low mpg	24.1	24.1	23.9
Fuel consumption: medium mpg	33.1	33.1	32.8
Fuel consumption: high mpg	38.9	38.9	38.6
Fuel consumption: extra high mpg	32.8	32.8	32.7
Fuel consumption: combined mpg	32.9	32.9	32.6
Emissions			
Emission standard	Euro VI	Euro VI	Euro VI
CO2 emissions (g/km)	225	225	227

Vehicle dimensions	K30 Commercial	K40 Commercial	K50 Commercial
Length (mm)	4850		
Wheelbase (mm)	2865		
Width including mirrors (mm)	1960		
Track: front/rear (mm)	1640		
Height including roof rails (mm)	1825		
Overhang: front/rear (mm)	895/1090		
Weight and capacities			
Gross vehicle weight (kg)	2950		
Kerb weight (kg)	2140		
Loading Capacity (litres)	2200		
Total Payload (kg)	700		
Max unbraked trailer load (kg)	750		
Max braked trailer load* (kg)	3500		
Towbar max load (kg)	145		
Fuel tank capacity (litres)	70		
Max. Roof Load (kg)	75		
No. of Seats	2		
Turning Circle - Kerb to Kerb (metres)	11		
General			
Man Corrosion Perforation Guarantee - Years	6		
Manufacturers Paintwork Guarantee - Years	3		
Service Interval Frequency - Months	12		
Service Interval Mileage	12,500		
Standard manufacturers warranty - Mileage	100,000 miles		
Standard manufacturers warranty - Years	5-years		
Insurance group	tbc	tbc	tbc



ACCESSORIES

MAKE YOUR REXTON UNIQUE

We have a range of accessories for all of our models that will make it a little more “you”. How about adding a tow bar for transporting your caravan or horse box, or adding roof bars to add a spacious roof box for even more storage? We even have varying ways of transporting your bikes on the outside of your car - that way you keep the mud there too!



Bonnet protector



Dog guard



Fixed towbar



Roof bars

To explore our full range of accessories for the Rexton, visit our website.



3-YEAR SERVICE PLANS

A KGM service plan will help maintain the warranty, prolong vehicle life, sustain vehicle performance and aid trouble-free motoring - giving peace of mind at a manageable monthly cost.

A KGM service plan covers new vehicles from registration**

and covers the following;

- ✓ The vehicle's first 3-services
- ✓ The vehicle's first M.O.T
- ✓ 2-years extended RAC roadside recovery

£43.00*
PER MONTH

* Service plan payments for a term of 34-months.

** Service plans are also available on used vehicles however pricing will vary, please contact your local dealer for a quote.





CUSTOMER SERVICES

We care passionately about delivering outstanding customer service. Attention to detail is important, so any question you ask, we'll do our very best to answer it.

0333 444 1954

customerservices@kgm-motors.co.uk

KGM ASSISTANCE



All KGM new vehicles come with 12-months Roadside Assistance, providing you with the best level of customer care both in the UK and on Mainland Europe.





5-YEAR WARRANTY

It's reassuring to know that the Rexton range comes with a 5-year / 100,000-mile warranty. It's a Korean thing. When we promise something, we stick to it. If something goes wrong and it's definitely our fault, we fix it. Our customers like it, and they tell other people about it. So everybody's happy.



kgm-motors.co.uk

0333 444 1954

The information in this brochure is not binding and is subject to alteration. KGM reserves the right to change specifications at any time without notice. The colour and finishes reproduced in this brochure are subject to the limitations of the printing process and may vary from the actual colour and paint finish. This brochure does not constitute an offer of sale of any particular vehicle or specification. Please confirm exact specifications, prices and colour availability with your KGM dealer or check the KGM website. Warranty covers 5-years / 100,000-miles for Internal Combustion Engines Vehicles, or 7-years / 90,000-miles for Battery Electric Vehicles.